





# M321



 3	 21 Jets
 1	 85" x 65" x 35"



## FEATURES

- 1 Pump: 1,5 hp
- Electricity: 120 V GFCI, 15 A
- Weight: 2 910 lb Full, 661 lb Empty
- Water Capacity: 250 gal
- Spa Cover 4"/3"
- K500 Keypad
- Ozone



The M321 plug-and-play version allows for easy installation with its standard 120V dedicated plug, while maintaining the high standards of durability and performance expected from the Maple brand. This enables users to enjoy the benefits of the spa without the complications of a complex electrical installation.

## Personalize your Experience\*



Wi-Fi

## Acrylic Colors



Sterling Silver

## Cabinet Colors



Marble Grey